

CAR 0-90° Adjustable

Technical Data

Caractéristiques techniques / Technische Daten


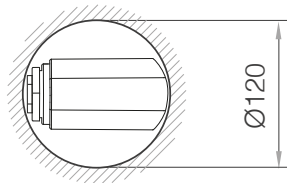
	ER-16A / 10 mm
R.P.M max	8.000
	4 Kg
	1:1
KW	3.5 Kw
Nm max	10 Nm
Rotation	in ≠ out

L / H

Other measures under request

Autres mesures sur demande

Weitere Maßnahmen auf Anfrage



Taper

Cône / Kegel

Size

Taille / Größe

H

S

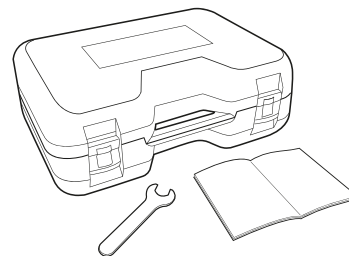
Taper	Size	H	S
DIN 69871 / 2080	30/40/50	55/65/80	40
CAT	30/40/50	55/65/80	40
MAS-BT	30/40/50	55/65/80	40/40/50
HSK	50/63/100	55/65/80	40/40/50
CAPTO	C5/C6/C8	55/65/80	40/40/50
KM	50/63/100	55/65/80	40/40/50

Standard Equipment

Standard / Standard

Optional Equipment

Optionel / Option



Stop Block

Bloc d'arrêt / Anschlag-Block

See page 51



Collets

Pinces / Spannzangen

See page 52



Coolant through index pin

Arrosage par le doigt d'indexage / Kühlmittelzufuhr durch bolzen

bar/psi max 12/175