




CAF 2 0-90° Fixed angle

Technical Data

Caractéristiques techniques / Technische Daten


	ER-32 / 20 mm
R.P.M max	Heavy duty bearings 4.000
	11.3 Kg
	1:1
KW	6 Kw
Nm max	22 Nm
Rotation	in ≠ out

L / H / α

Other measures under request

Autres mesures sur demande

Weitere Maßnahmen auf Anfrage

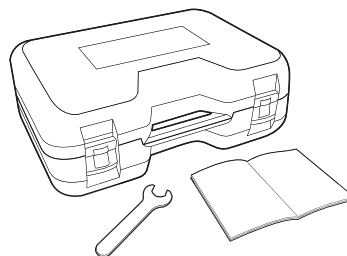


MADAULA
creative solutions

Taper Cône / Kegel	Size Taille / Größe	H	S
DIN 69871 / 2080	50	80	40
CAT	50	80	40
MAS-BT	50	80	50
HSK	80/100	80	40/50
CAPTO	C8	80	50
KM	80/100	80	40/50

Standard Equipment

Standard / Standard



Optional Equipment

Optionel / Option

Stop Block

Bloc d'arrêt / Anschlag-Block

See page 51



Collets

Pinces / Spannzangen

See page 52



Coolant through index pin

Arrosage par le doigt d'indexage / Kühlmittelzufuhr durch bolzen

bar/psi max 12/175

High speed option RPM max

Haute vitesse en option RPM / Hochgeschwindigkeit optional UPM max

6.000